

Seattle University School of Law

## Seattle University School of Law Digital Commons

---

VII. Academic and Civil Society Analysis

The Truth, Justice and Reconciliation  
Commission of Kenya

---

6-2010

### South Consulting - 7th Review Report - Annex 1: Progress to a New Constitution (Situation Analysis Survey)

Truth, Justice, and Reconciliation Commission

Follow this and additional works at: <https://digitalcommons.law.seattleu.edu/tjrc-academic>

---

#### Recommended Citation

Truth, Justice, and Reconciliation Commission, "South Consulting - 7th Review Report - Annex 1: Progress to a New Constitution (Situation Analysis Survey)" (2010). *VII. Academic and Civil Society Analysis*. 33. <https://digitalcommons.law.seattleu.edu/tjrc-academic/33>

This Report is brought to you for free and open access by the The Truth, Justice and Reconciliation Commission of Kenya at Seattle University School of Law Digital Commons. It has been accepted for inclusion in VII. Academic and Civil Society Analysis by an authorized administrator of Seattle University School of Law Digital Commons.

# The Kenya National Dialogue and Reconciliation Monitoring Project

## Annex II: Progress to a new constitution May 2010 Survey



### Poll Methodology

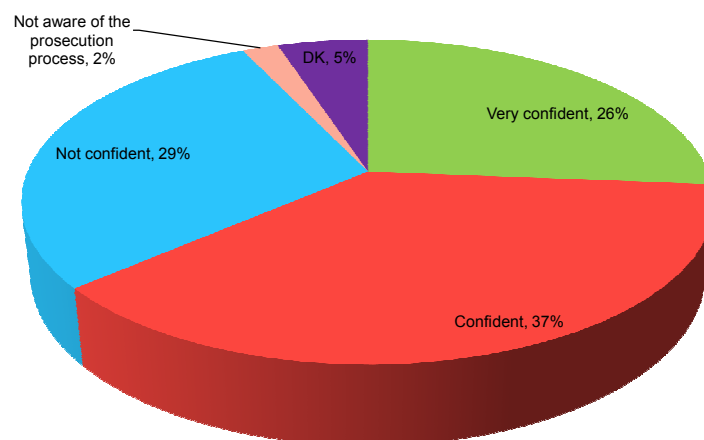
Dates of polling	May 22 <sup>nd</sup> – May 28 <sup>th</sup> 2010
Sample Size	6017 respondents
Sampling methodology	Random, Multi-stage stratified using PPS
Universe	Recently registered voters by IIEC
Data collection methodology	Structured Face-to-Face interviews at the household level
Sampling error	+/-1.6 with a 95% confidence level



## Findings May 2010



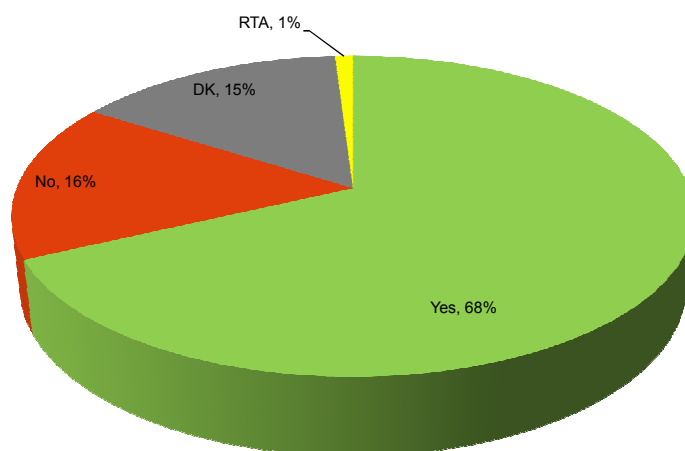
**“How confident are you that the ICC will prosecute senior people who perpetrated post election?” By Total**



Base: n=6017 (All Respondents)



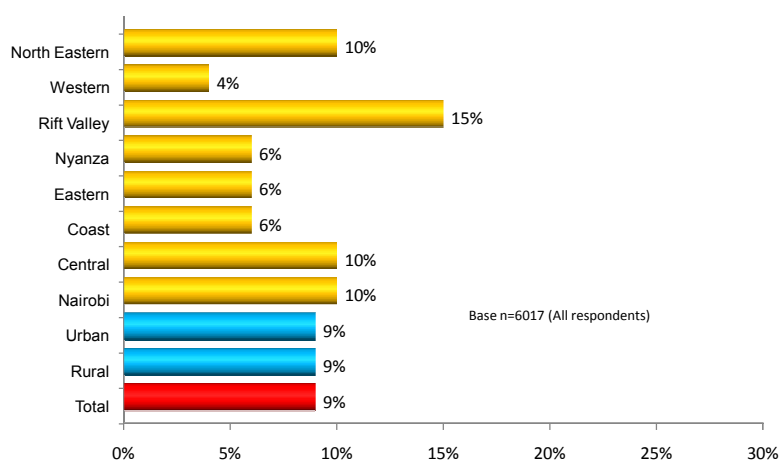
**“Please tell me whether you think the electronic voter registration will guarantee free and fair elections in future elections”. By Total**



Base: n=6017 (All Respondents)



**“In your opinion does your ethnic community have a problem getting along with other communities in Kenya?” By Total, Setting and Provinces**

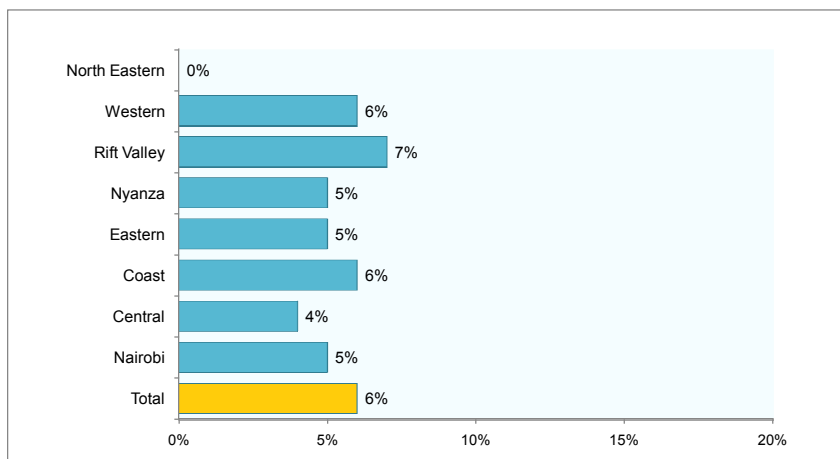


Base n=6017 (All respondents)

Base: n=6017 (All Respondents)



**“In the last two months, have you heard hate speech from leaders in your area?” By Total and Province**



Base: n=6017 (All Respondents)



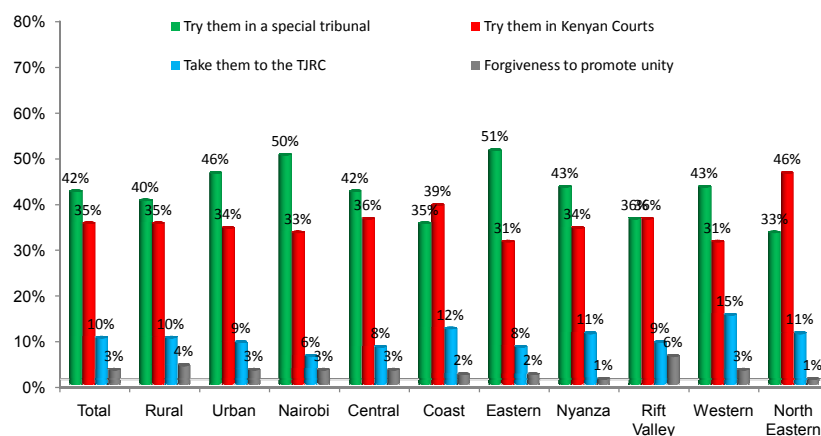
**“How confident are you that the ICC will prosecute senior people who perpetrated post election?” By Setting and Provinces**

Rural	Urban	Nairobi	Central	Coast	Eastern	Nyanza	Rift Valley	Western	North Eastern
25%	28%	29%	25%	34%	27%	32%	19%	22%	15%
37%	38%	39%	30%	36%	41%	39%	35%	42%	56%
29%	29%	28%	37%	20%	24%	22%	36%	30%	21%
3%	1%	1%	3%	2%	3%	2%	3%	2%	3%
6%	3%	3%	4%	7%	5%	5%	6%	4%	5%

Base: n=6017 (All Respondents)



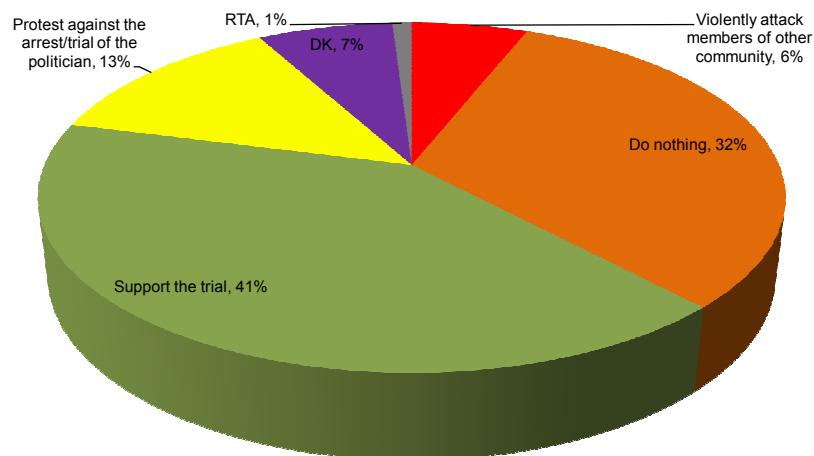
**“What do you think should be done to the rest of the suspected perpetrators of post election violence?” By Total, Setting and Provinces**



Base: n=6017 (All Respondents)



**“If a senior politician from your ethnic group is put on trial for perpetrating post election violence, how are members of your community likely to react?” By Total**



Base: n=6017 (All Respondents)



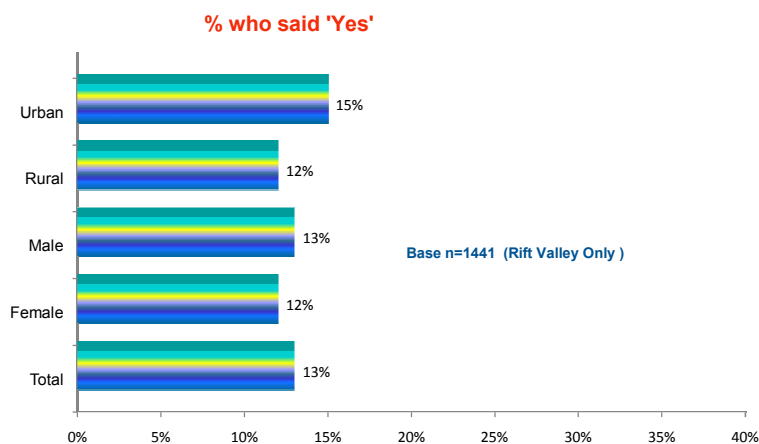
**“If a senior politician from your ethnic group is put on trial for  
perpetrating post election violence, how are members of your  
community likely to react?” By Total**

	Rural	Urban	Nairobi	Central	Coast	Eastern	Nyanza	Rift Valley	Western	North Eastern
Support the trial	39%	45%	49%	43%	47%	50%	36%	29%	45%	45%
Do nothing	33%	29%	23%	38%	30%	31%	34%	29%	34%	37%
Protest against the arrest/trial of the politician	13%	12%	17%	10%	6%	7%	17%	19%	10%	7%
Violently attack members of other community	6%	6%	8%	2%	6%	3%	4%	13%	3%	5%
DK	7%	6%	3%	5%	9%	7%	8%	9%	7%	6%
RTA	1%	2%	0%	1%	2%	2%	2%	1%	1%	0%

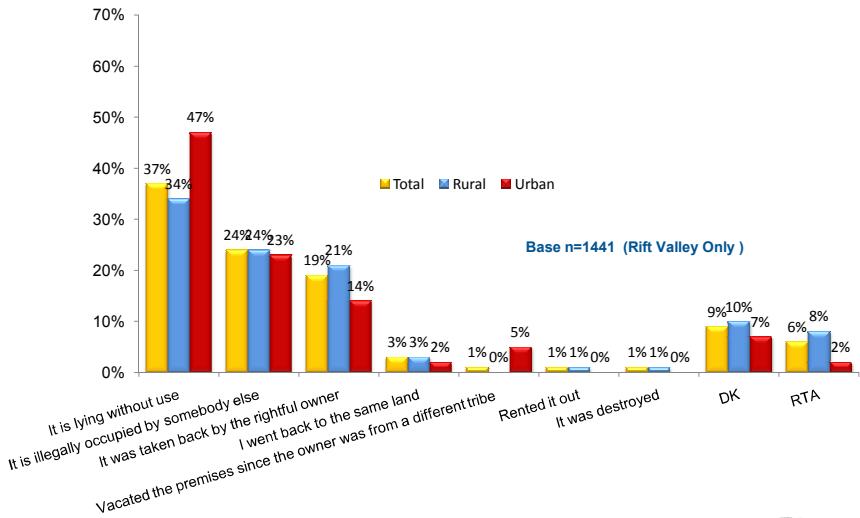
Base: n=6017 (All Respondents)



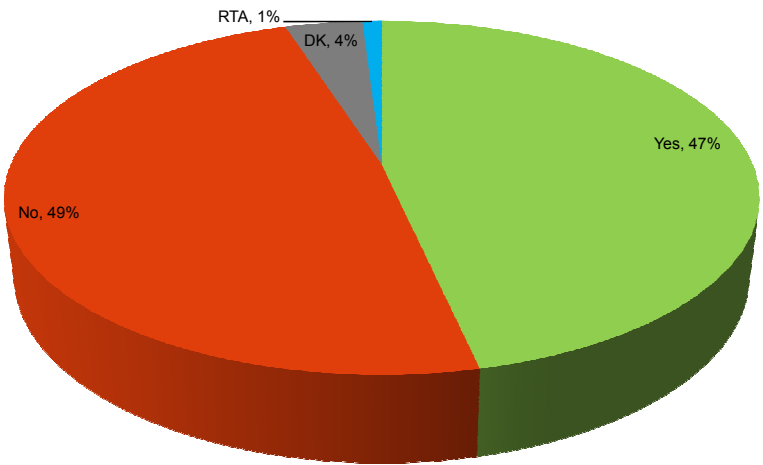
**“Were you displaced from your farm during post election  
violence?” By Total, Gender and Setting**



**“What happened to the land where you were displaced from?” By Total and Settings**



**“Apart from yourself, do you know anyone who was displaced from their land?” By Total**



Base n=1441 (Rift Valley Only)

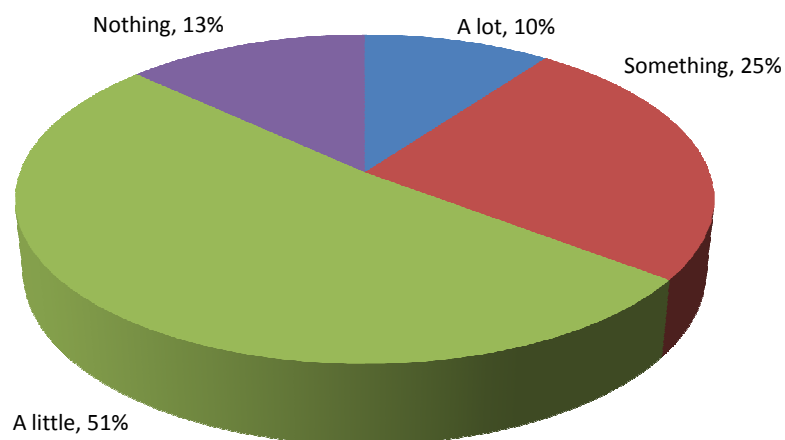




## Familiarity with the proposed Draft



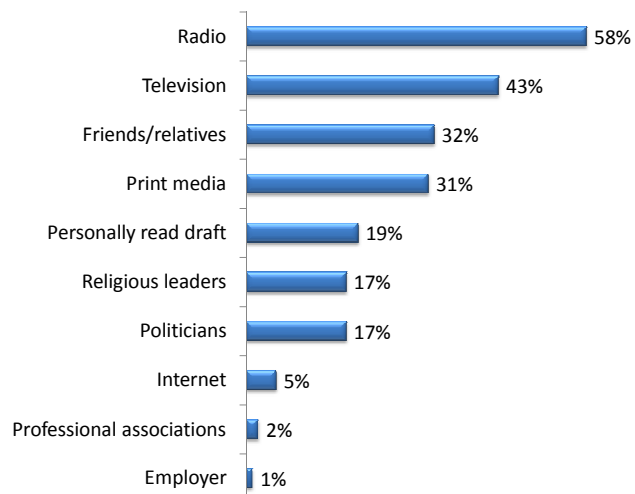
**“How much do you know about the draft constitution?”**



Base: n=6017 (All Respondents)



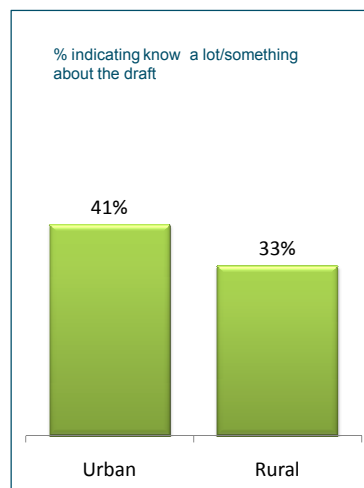
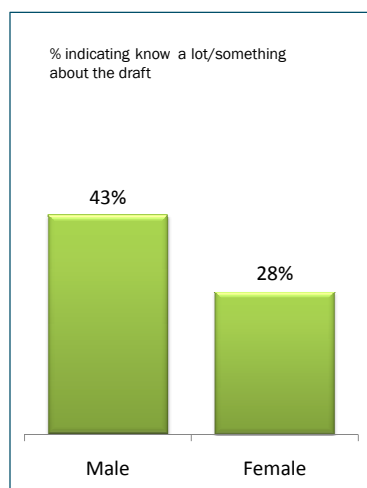
**“What are the sources of what you know about the constitution?”**



Base: n=6017 (All Respondents)



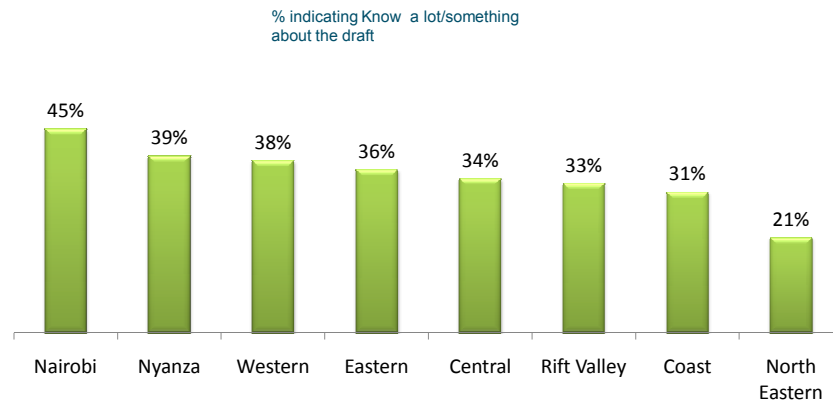
**“How much would you say you know about the draft constitution?”  
– By Gender and Setting**



Base: n=6017 (All Respondents)



**“How much would you say you know about the draft constitution?” – By Province**



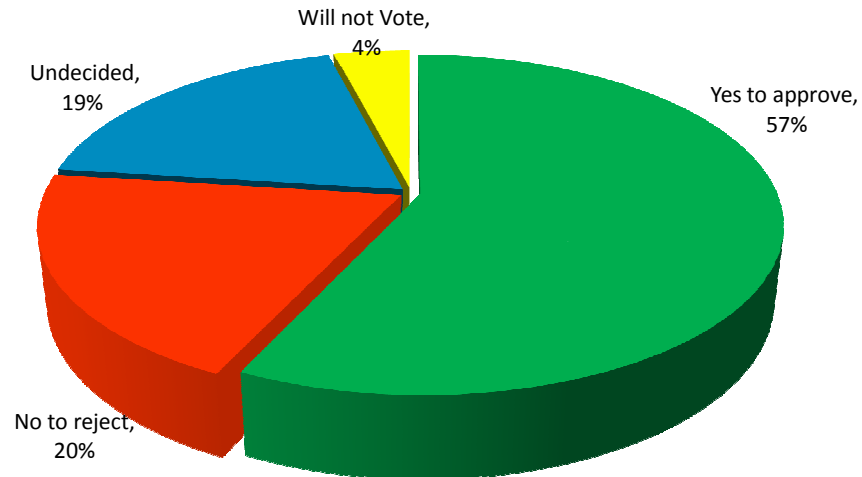
Base: n=6017 (All Respondents)



**Views on the draft**



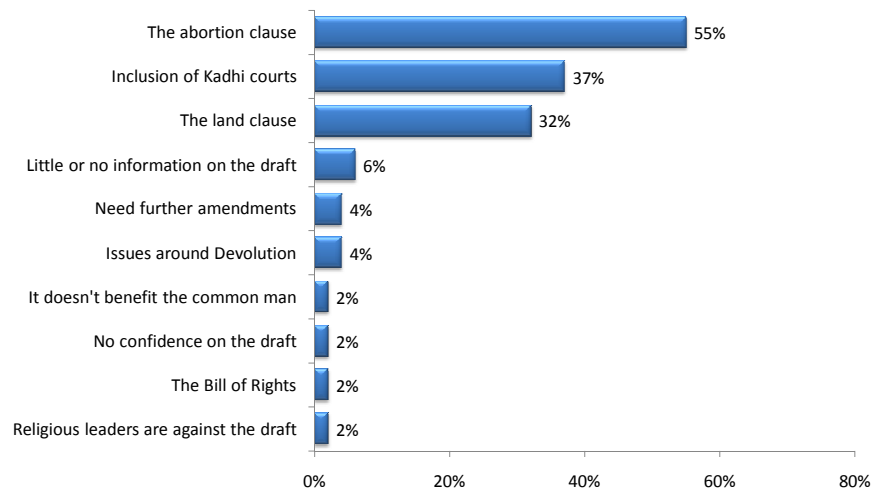
**“When a referendum is held in August this year, will you vote YES to approve or NO to reject the draft constitution?” By Total**



Base: n=6017 (All Respondents)



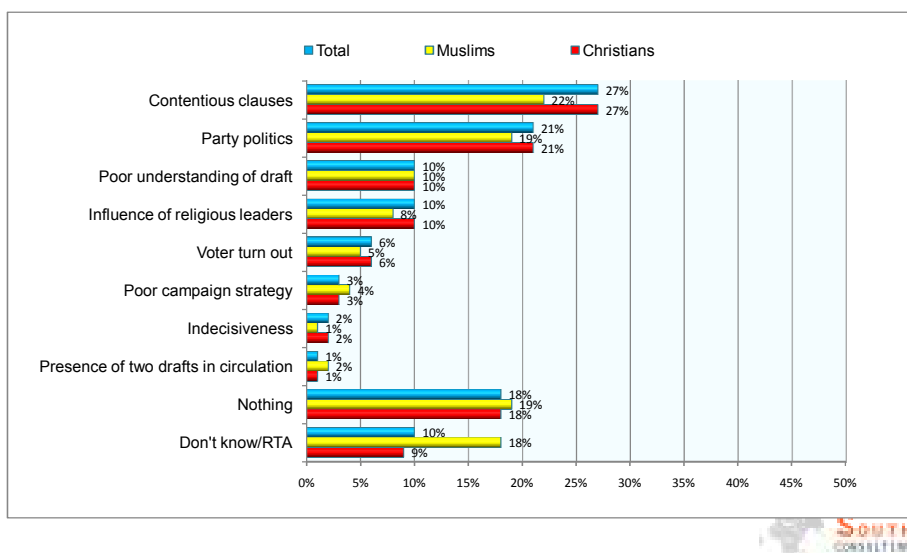
**Reasons why you would vote against the proposed constitution**



Base: n=1141 (those will vote NO)



**“What do you think will make it difficult for the YES side of the draft to win in the referendum?” By Total and Religion**

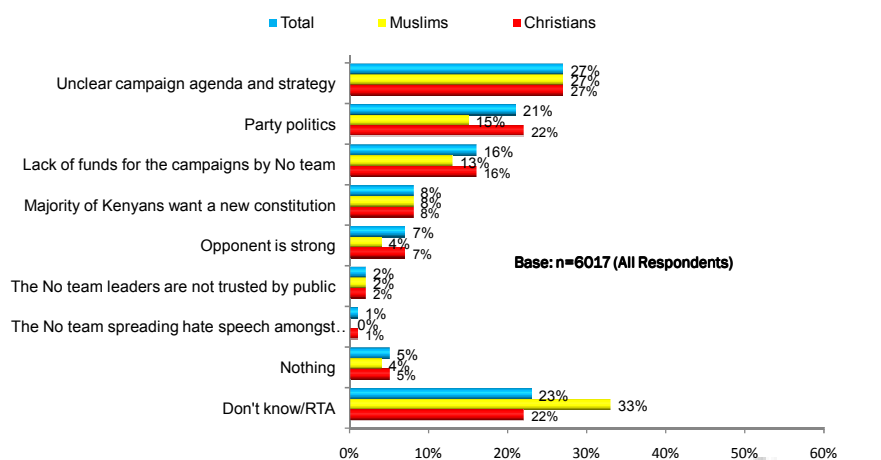


**“What do you think will make it difficult for the YES side of the draft to win in the referendum?” By Setting and Province**

	Rural	Urban	Nairobi	Central	Coast	Eastern	Nyanza	Rift Valley	Western	North Eastern
Contentious clauses	27%	27%	25%	22%	23%	22%	27%	33%	32%	21%
Indecisiveness	1%	2%	3%	2%	0%	1%	2%	2%	1%	0%
Poor campaign strategy	4%	3%	4%	5%	1%	3%	4%	3%	4%	5%
Influence of religious leaders	9%	12%	12%	14%	6%	11%	5%	10%	12%	8%
Party politics	22%	20%	20%	21%	13%	18%	21%	25%	25%	23%
Poor understanding of draft	11%	8%	9%	11%	9%	10%	13%	7%	10%	17%
Presence of two drafts in circulation	2%	1%	1%	0%	1%	2%	1%	2%	2%	0%
Voter turn out	6%	5%	4%	5%	3%	7%	4%	6%	7%	8%
Don't know/RTA	11%	7%	4%	9%	21%	16%	4%	11%	3%	12%
Nothing	16%	22%	25%	19%	25%	19%	25%	11%	14%	16%

Base: n=6017 (All Respondents)

**“What do you think will make it difficult for the NO side of the draft to win in the referendum?” By Total and Religion**



**“What do you think will make it difficult for the NO side of the draft to win in the referendum?” By Setting and Provinces**

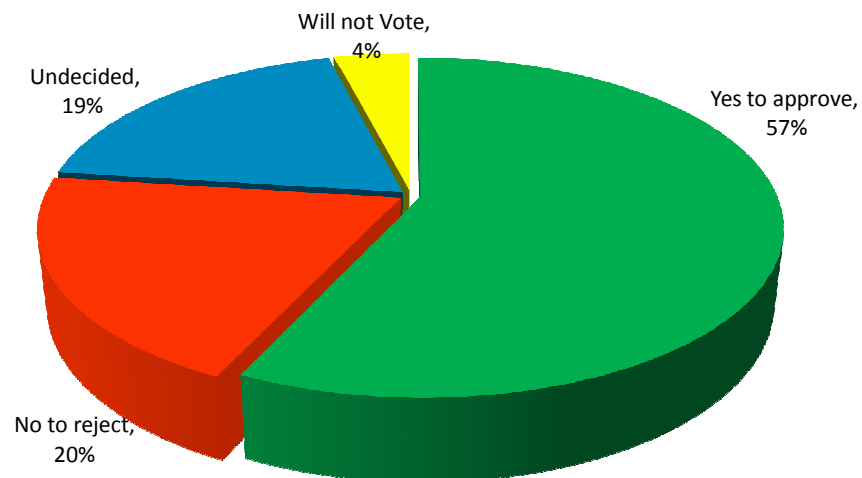
	Rural	Urban	Nairobi	Central	Coast	Eastern	Nyanza	Rift Valley	Western	North Eastern
Party politics	21%	22%	24%	20%	16%	19%	21%	25%	21%	16%
Unclear campaign agenda and strategy	27%	28%	29%	30%	22%	18%	34%	27%	30%	31%
Lack of funds for the campaigns by No team	16%	16%	16%	15%	8%	18%	12%	21%	12%	19%
Majority of Kenyans want a new constitution	7%	8%	10%	6%	9%	4%	12%	6%	12%	4%
Their red colour symbol is showing signs of danger which is	0%	1%	1%	0%	0%	0%	0%	0%	1%	0%
The No team leaders are not trusted by public	2%	2%	2%	2%	1%	1%	3%	1%	4%	2%
The No team spreading hate speech amongst communities	1%	1%	1%	1%	0%	0%	1%	0%	1%	0%
Opponent is strong	7%	7%	5%	8%	5%	6%	6%	7%	10%	6%
Voter turn out	1%	0%	0%	1%	0%	1%	0%	0%	0%	1%
Lack of enough draft copies for people to read on their own	0%	0%	0%	0%	0%	0%	0%	0%	0%	1%
High number of illiterate people unable to read the draft	0%	0%	0%	0%	0%	0%	0%	0%	0%	0%
Don't know/RTA	24%	20%	16%	19%	34%	28%	20%	25%	18%	30%
Nothing	4%	5%	5%	4%	8%	10%	1%	3%	3%	1%

Base: n=6017 (All Respondents)

## Views on the draft



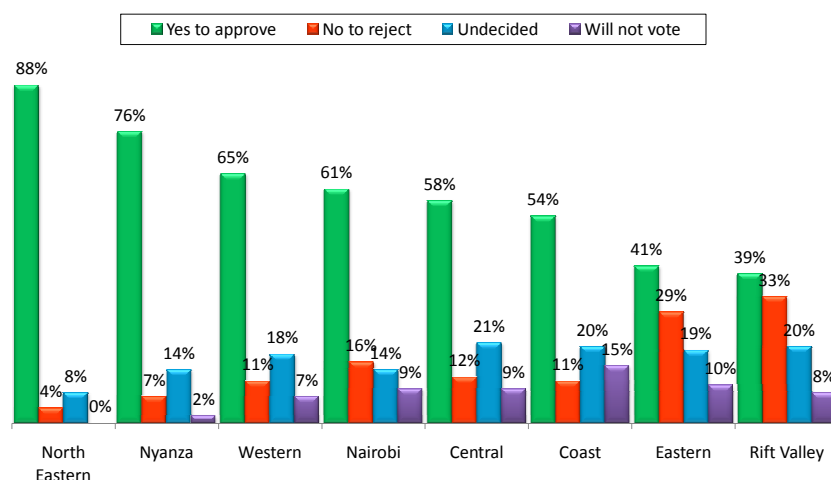
**"When a referendum is held in August this year, will you vote YES to approve or NO to reject the draft constitution?"**



Base: n=6017 (All Respondents)



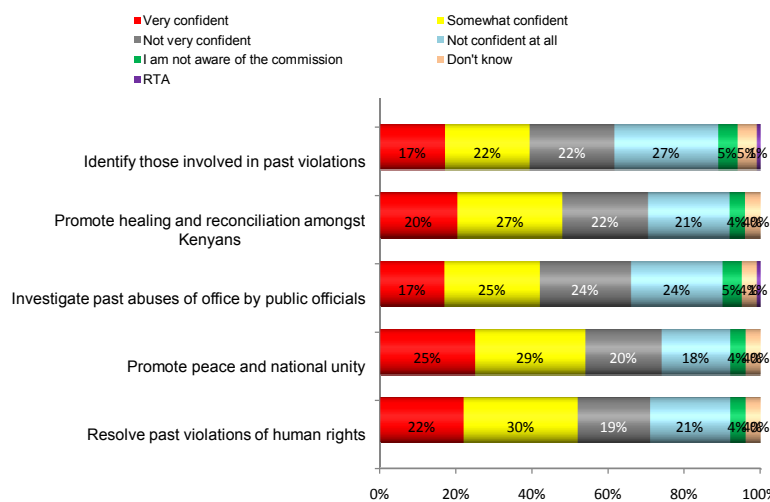
### Support for the draft by Provinces.



Base: n=6017 (All Respondents)



### “How confident are you that the TJRC will:” By Total



Base: n=6017 (All Respondents)





**“How confident are you that the TJRC will:” By Total**

	Rural	Urban	Nairobi	Central	Coast	Eastern	Nyanza	Rift Valley	Western	North Eastern
Resolve past violations of human rights	34%	16%	4%	7%	4%	9%	9%	12%	7%	1%
Promote peace and national unity	36%	18%	5%	7%	5%	9%	9%	13%	6%	0%
Investigate past abuses of office by public officials	28%	14%	3%	5%	3%	7%	7%	10%	4%	1%
Promote healing and reconciliation amongst Kenyans	31%	16%	5%	6%	5%	7%	8%	11%	5%	1%
Identify those involved in past violations	26%	13%	3%	5%	3%	7%	8%	9%	5%	1%

Base: n=6017 (All Respondents)

